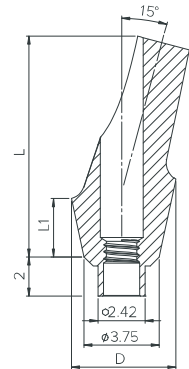


# Castable Abutments





**Plastic Castable Abutments** are intended for use by the technician for simple casting of custom-made abutments for constructing the prosthetic restoration.






**Plastic Castable Abutments on Titanium Bases** enable the dental laboratory to cast on an accurate Titanium base. The machined Titanium base provides an accurate fit to the implant.


*Material: Delrin*




Straight	L (mm)
 NM-C4001	9
 NM-C4002	10
 NM-C4003	11

Angulated 15°	Angulated 25°	L (mm)	L1 (mm)
 NM-C3001	 NM-C3201	9.5	1
 NM-C3002	 NM-C3202	10.5	2
 NM-C3003	 NM-C3203	11.5	3

Hexed	Non-Hexed	L (mm)	Ø D (mm)
 NM-C2004	 NM-C2003	8.5	4.5
 NM-C1002	 NM-C1001	10.5	3.25
 NM-C2001	-	10.5	4.5

Angulated 15°	L (mm)	Ø D (mm)
 NM-C2005	8.5	4.5



Included with all abutments & available separately

NM-S8324